

## Forms 990 / 990-EZ Return Summary

For calendar year 2017, or tax year beginning 10/01/17 , and ending 09/30/18

41-1358654

**SOMEPLACE SAFE**

<b>Net Asset / Fund Balance at Beginning of Year</b>		<u>875,593</u>
<b>Revenue</b>		
Contributions	<u>1,844,190</u>	
Program service revenue	<u>                    </u>	
Investment income	<u>931</u>	
Capital gain / loss	<u>                    </u>	
Fundraising / Gaming:		
Gross revenue	<u>82,573</u>	
Direct expenses	<u>25,341</u>	
Net income	<u>57,232</u>	
Other income	<u>526,405</u>	
<b>Total revenue</b>		<u>2,428,758</u>
<b>Expenses</b>		
Program services	<u>2,265,986</u>	
Management and general	<u>28,888</u>	
Fundraising	<u>                    </u>	
<b>Total expenses</b>		<u>2,294,874</u>
<b>Excess / (deficit)</b>		<u>133,884</u>
Changes		<u>12,400</u>
<b>Net Asset / Fund Balance at End of Year</b>		<u>1,021,877</u>

<b>Reconciliation of Revenue</b>	
Total revenue per financial statements	<u>2,466,499</u>
Less:	
Unrealized gains	<u>                    </u>
Donated services	<u>12,400</u>
Recoveries	<u>                    </u>
Other	<u>25,341</u>
Plus:	
Investment expenses	<u>                    </u>
Other	<u>                    </u>
<b>Total revenue per return</b>	<u>2,428,758</u>

<b>Reconciliation of Expenses</b>	
Total expenses per financial statements	<u>2,320,215</u>
Less:	
Donated services	<u>                    </u>
Prior year adjustments	<u>                    </u>
Losses	<u>                    </u>
Other	<u>25,341</u>
Plus:	
Investment expenses	<u>                    </u>
Other	<u>                    </u>
<b>Total expenses per return</b>	<u>2,294,874</u>

<b>Balance Sheet</b>			
	<b>Beginning</b>	<b>Ending</b>	<b>Differences</b>
Assets	<u>953,505</u>	<u>1,124,437</u>	
Liabilities	<u>77,912</u>	<u>102,560</u>	
Net assets	<u>875,593</u>	<u>1,021,877</u>	<u>146,284</u>

**Miscellaneous Information**

Amended return \_\_\_\_\_  
 Return / extended due date 02/15/19  
 Failure to file penalty \_\_\_\_\_

Form **990****Two Year Comparison Report****2016 & 2017**For calendar year 2017, or tax year beginning **10/01/17**, ending **09/30/18**

Name

Taxpayer Identification Number

**SOMEPLACE SAFE****41-1358654**

		2016	2017	Differences
<b>Revenue</b>	1. Contributions, gifts, grants	1. <b>681,312</b>	<b>375,133</b>	<b>-306,179</b>
	2. Membership dues and assessments	2.		
	3. Government contributions and grants	3. <b>1,330,153</b>	<b>1,469,057</b>	<b>138,904</b>
	4. Program service revenue	4.		
	5. Investment income	5. <b>526</b>	<b>931</b>	<b>405</b>
	6. Proceeds from tax exempt bonds	6.		
	7. Net gain or (loss) from sale of assets other than inventory	7. <b>-8,149</b>		<b>8,149</b>
	8. Net income or (loss) from fundraising events	8. <b>66,740</b>	<b>57,232</b>	<b>-9,508</b>
	9. Net income or (loss) from gaming	9.		
	10. Net gain or (loss) on sales of inventory	10.		<b>398,299</b>
	11. Other revenue	11. <b>115,988</b>	<b>128,106</b>	<b>12,118</b>
	12. <b>Total revenue.</b> Add lines 1 through 11	12. <b>2,186,570</b>	<b>2,428,758</b>	<b>242,188</b>
<b>Expenses</b>	13. Grants and similar amounts paid	13. <b>100,309</b>	<b>116,612</b>	<b>16,303</b>
	14. Benefits paid to or for members	14.		
	15. Compensation of officers, directors, trustees, etc.	15.	<b>77,845</b>	<b>77,845</b>
	16. Salaries, other compensation, and employee benefits	16. <b>1,443,053</b>	<b>1,442,996</b>	<b>-57</b>
	17. Professional fundraising fees	17.		
	18. Other professional fees	18. <b>73,760</b>	<b>112,927</b>	<b>39,167</b>
	19. Occupancy, rent, utilities, and maintenance	19. <b>218,030</b>	<b>195,151</b>	<b>-22,879</b>
	20. Depreciation and Depletion	20. <b>40,970</b>	<b>39,617</b>	<b>-1,353</b>
	21. Other expenses	21. <b>311,874</b>	<b>309,726</b>	<b>-2,148</b>
	22. <b>Total expenses.</b> Add lines 13 through 21	22. <b>2,187,996</b>	<b>2,294,874</b>	<b>106,878</b>
	23. <b>Excess or (Deficit).</b> Subtract line 22 from line 12	23. <b>-1,426</b>	<b>133,884</b>	<b>135,310</b>
<b>Other Information</b>	24. Total exempt revenue	24. <b>2,186,570</b>	<b>2,428,758</b>	<b>242,188</b>
	25. Total unrelated revenue	25.		
	26. Total excludable revenue	26. <b>113,907</b>	<b>527,336</b>	<b>413,429</b>
	27. Total assets	27. <b>953,505</b>	<b>1,124,437</b>	<b>170,932</b>
	28. Total liabilities	28. <b>77,912</b>	<b>102,560</b>	<b>24,648</b>
	29. Retained earnings	29. <b>875,593</b>	<b>1,021,877</b>	<b>146,284</b>
	30. Number of voting members of governing body	30. <b>9</b>	<b>11</b>	
	31. Number of independent voting members of governing body	31. <b>8</b>	<b>11</b>	
	32. Number of employees	32. <b>80</b>	<b>78</b>	
	33. Number of volunteers	33. <b>465</b>	<b>476</b>	

Form **990**

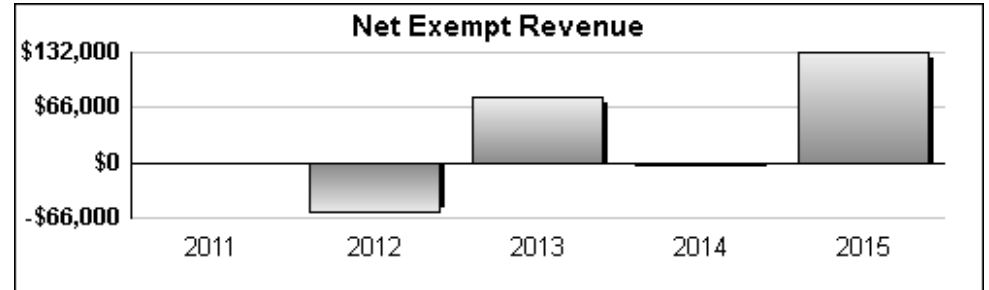
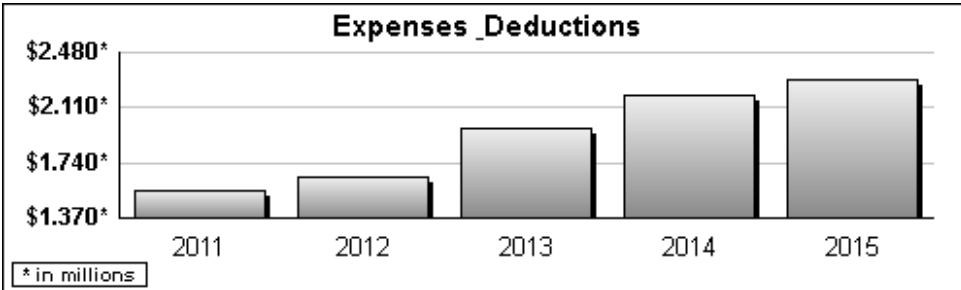
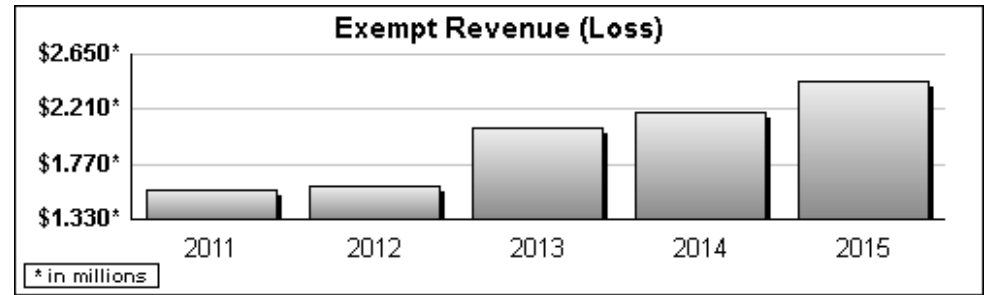
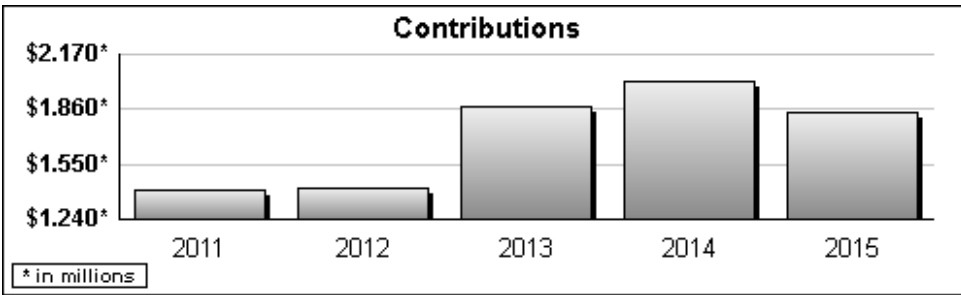
## Tax Return History

**2017**Name  
**SOMEPLACE SAFE**Employer Identification Number  
**41-1358654**

	2013	2014	2015	2016	2017	2018
Contributions, gifts, grants	1,401,245	1,415,035	1,879,384	2,011,465	1,844,190	
Membership dues						
Program service revenue						
Capital gain or loss	-534		-766	-8,149		
Investment income	693	670	567	526	931	
Fundraising revenue (income/loss)	54,866	48,021	61,052	66,740	57,232	
Gaming revenue (income/loss)						
Other revenue	101,169	127,468	113,227	115,988	526,405	
<b>Total revenue</b>	<b>1,557,439</b>	<b>1,591,194</b>	<b>2,053,464</b>	<b>2,186,570</b>	<b>2,428,758</b>	
Grants and similar amounts paid	19,526	15,389	49,511	100,309	116,612	
Benefits paid to or for members						
Compensation of officers, etc.					77,845	
Other compensation	1,039,784	1,111,079	1,353,852	1,443,053	1,442,996	
Professional fees	81,441	37,239	34,763	73,760	112,927	
Occupancy costs	136,284	174,065	179,954	218,030	195,151	
Depreciation and depletion	19,630	18,959	36,779	40,970	39,617	
Other expenses	260,917	291,910	320,426	311,874	309,726	
<b>Total expenses</b>	<b>1,557,582</b>	<b>1,648,641</b>	<b>1,975,285</b>	<b>2,187,996</b>	<b>2,294,874</b>	
<b>Excess or (Deficit)</b>	<b>-143</b>	<b>-57,447</b>	<b>78,179</b>	<b>-1,426</b>	<b>133,884</b>	
<b>Total exempt revenue</b>	<b>1,557,439</b>	<b>1,591,194</b>	<b>2,053,464</b>	<b>2,186,570</b>	<b>2,428,758</b>	
Total unrelated revenue						
Total excludable revenue	156,194	176,159	118,415	113,907	527,336	
Total Assets	937,352	879,738	946,302	953,505	1,124,437	
Total Liabilities	96,965	96,798	85,184	77,912	102,560	
Net Fund Balances	840,387	782,940	861,118	875,593	1,021,877	

Name **SOMEPLACE SAFE** Employer Identification Number  
**41-1358654**

	2013	2014	2015	2016	2017	2018
Business activity profit/loss						
Capital gains/losses						
Partner and S Corp gain/loss						
Rental income*						
Debt-financed income*						
Controlled organizations income/interest*						
Investment income, specific organizations*						
Exploited exempt activity income*						
Other income						
<b>Total trade or business income.</b>						
Compensation of officers, ect.						
Other salaries and wages						
Repairs and maintenance						
Bad debts						
Interest						
Taxes and licenses						
Charitable contributions						
Depreciation and Depletion						
Deferred compensation plans						
Employee benefit programs						



Name **SOMEPLACE SAFE** Employer Identification Number **41-1358654**

	2013	2014	2015	2016	2017	2018
Other deductions .....						
Net operating loss deduction .....						
Specific deduction .....	1,000					
Income after expense and deductions .....	-1,000					
Income tax (corporate or trust) .....						
Other taxes .....						
<b>Total taxes</b> .....						
General business credit .....						
Other credits .....						
<b>Net tax after credits</b> .....						
Estimated tax payments .....						
Other payments .....						
<b>Balance due/Overpayment</b> .....						

\* Income shown net of expenses

